

2020 3-Month FINANCIAL RESULTS

Otokar



Turkey's the **largest** private and **100% domestically** owned company in defense industry

A **global company**, intellectual property rights belong to itself and its products are in use on 5 continents as well as in more than 60 countries

Turkey's **leading** supplier and exporter of land platforms

For the 11th time, the **market leader** in the total segments in which it operates

Vision

Otokar's vision is to preserve the local and national identity of its products by developing technologies in-house, also to provide continued satisfaction for its clients, employees, and shareholders with total excellence philosophy.

Mission

Otokar's primary mission is to design, manufacture and market commercial vehicles and various defense industry products with global competitive strength, all developed to meet customer expectations.



1963

- Establishment
- Production of buses under the license of Magirus-Deutz



1970s

- Turkey's first intercity bus
- The first Turkish Armored Vehicle production
- Partnering with Koç Group



1980s

- Production of 4x4 tactical vehicle under the license of Land Rover



1990s

- Military armored vehicles by own desing
- Turkey's first export of tactical armored vehicle
- Sakarya plant/factory



2000s

- Merge with the İstanbul Fruehauf A.Ş.
- Production of small and mid-size buses
- Production of Turkey's first hybrid bus
- The prime contractor of ALTAY Project



2010s

- Establishment of Otokar Europe (OESAS)
- Multi-wheeled armored tactical vehicle family
- Production of City Buses
- Turkey's first electric bus
- Atlas Light Truck
- Introduced new armored tactical wheeled vehicle URAL
- Tracked Armoured Vehicle TULPAR
- POYRAZ midibus
- Establishment of Otokar Land Systems (OLS) in U.A.E
- Turkey's first electric armored vehicle, AKREP IIe
- Establishment of Otokar Central Asia Limited (OCAL)

FOUNDED IN **1963**



LOCAL CAPITAL



KOÇ
HOLDING A.Ş.



ÜNVER
HOLDING A.Ş.



OTHER



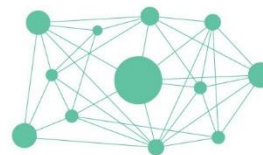
1,994

EMPLOYEES



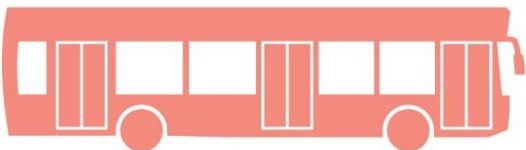
552,000 M²

PRODUCTION AREA



APPROX. **300**

SALES & SERVICE NETWORK



**1 OUT OF EVERY 3 BUSES SOLD
IN TURKEY IN 2019 IS OTOKAR**

USD 48 MILLION
EXPORT REVENUES IN 2020 3M

TL 459 MILLION
TURNOVER IN 2020 3M

TL 1.1 BILLION
10 YEAR R&D EXPENDITURES

5,000

BUSES & MINIBUSES

3,700

TACTICAL
VEHICLES

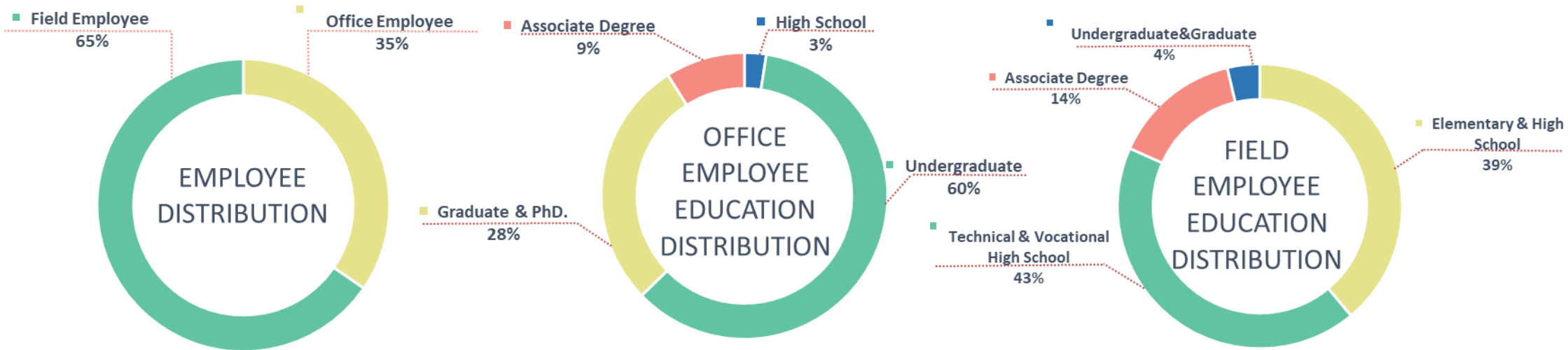
**YEARLY
PRODUCTION
CAPACITY**

1,600

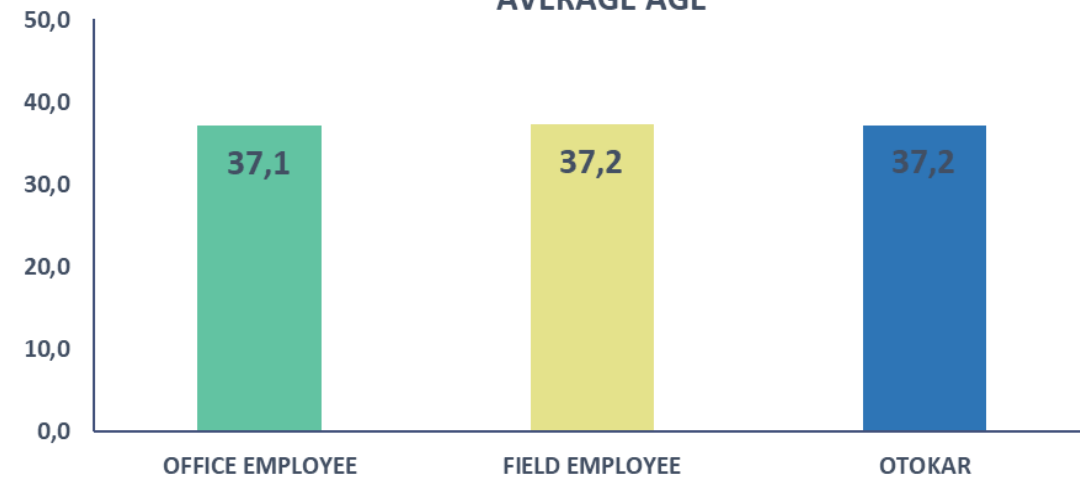
TRUCKS & LIGHT TRUCKS

900

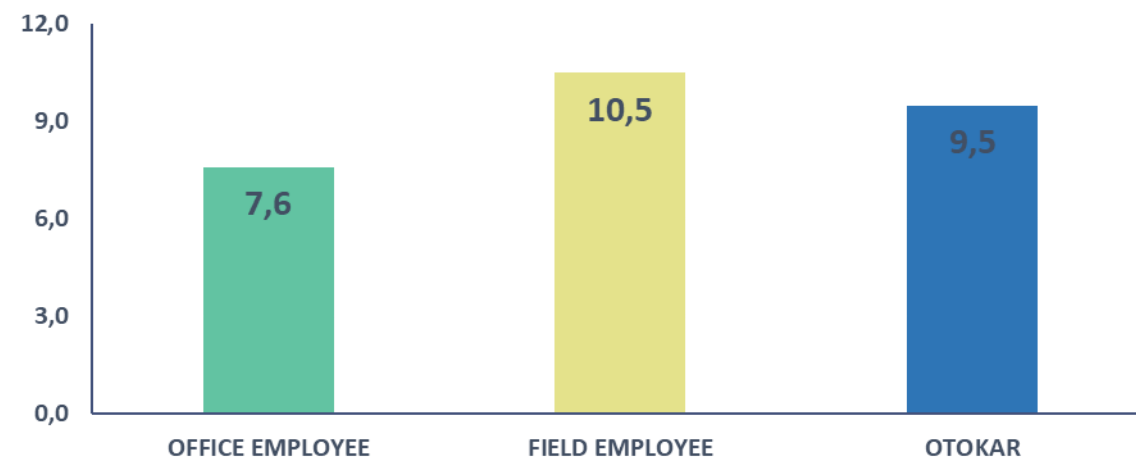
TACTICAL ARMORED
VEHICLES



AVERAGE AGE



AVERAGE LENGHT OF SERVICE (YEAR)





- 552.000m² factory with an annual production capacity of 13,050 units and approximately 2,000 employees in Arifiye/Sakarya

OTOKAR CENTRAL ASIA
LIMITED (KAZAKHSTAN)

OTOKAR
EUROPE FILIALA
BUCURESTI S.R.L.
(ROMANIA)

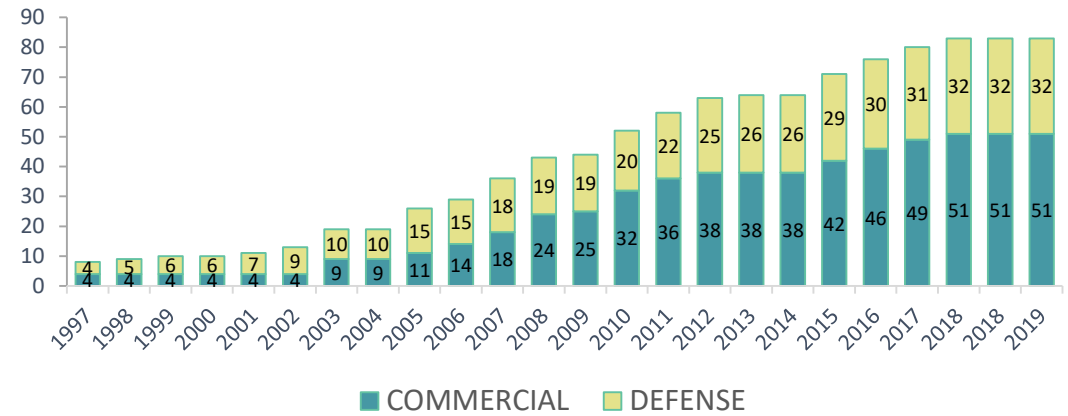
OTOKAR EUROPE SAS
(FRANCE)



OTOKAR LAND SYSTEMS LLC
(UNITED ARAB EMIRATES)

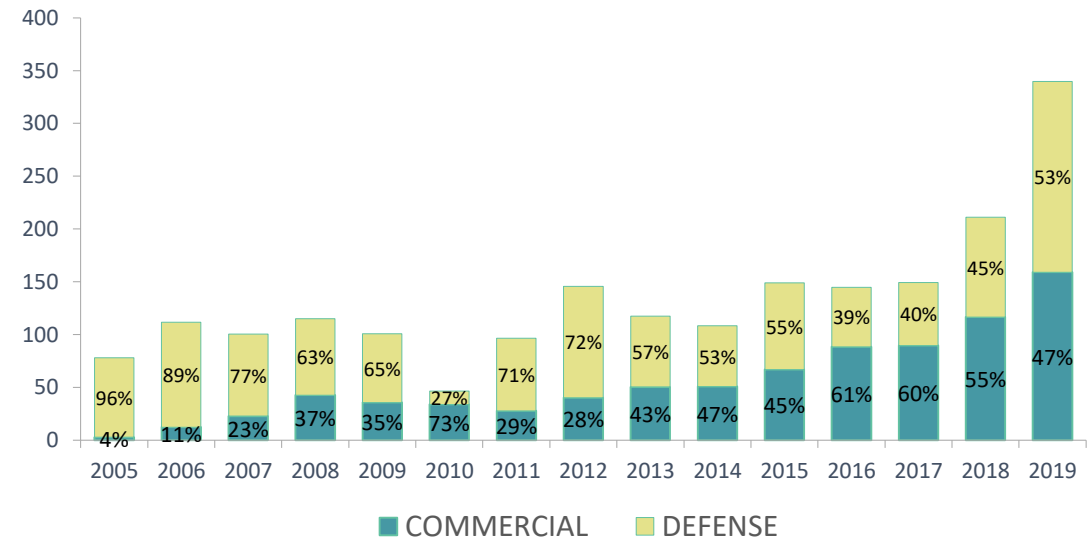
GROWTH IN EXPORT MARKETS

NUMBER OF COUNTRIES



SEGMENT BASED EXPORT

MILLION USD





PASSENGER TRANSPORTATION



CARGO TRANSPORTATION



TACTICAL WHEELED & TRACKED ARMORED VEHICLES



SPARE PART/OTHERS

2019 3M

Total revenue :
Rev. Contribution :
Domestic :
Export :
Export share :
Export share :

204 mn TL
 44%
 103 mn TL
 101 mn TL
 49% (bus)
 22% (total)

21 mn TL
 5%
 21 mn TL
 -
 -
 -

163 mn TL
 36%
 -
 163 mn TL
 100% (armoured)
 36% (total)

ARMORED

71 mn TL
 15%
 42 mn TL
 28 mn TL
 40% (spare part)
 6% (total)

* The share of exports in the relevant segment vehicle turnover.
 ** The share of exports in total company turnover.

2018 3M

Total revenue :
Rev. Contribution :
Domestic :
Export :
Export share :
Export share :

328 mn TL
 78%
 40 mn TL
 288 mn TL
 88% (bus)
 69% (total)

5 mn TL
 1%
 5 mn TL
 -
 -
 -

29 mn TL
 7%
 29 mn TL
 -
 -
 -

ARMORED

57 mn TL
 13%
 40 mn TL
 17 mn TL
 29% (spare part)
 4% (total)

A GLOBAL
COMPANY

THE LARGEST



PIONEER



MARKET LEADER





- Widest product range in the Turkish bus segment with an offering that includes buses from **7 to 18.75 meters** with varying passenger capacities suitable for urban, intercity and tourism transportation.
- Exporting buses to **more than 50 countries**, particularly in Europe.
- Working on alternative fuelled vehicles.



- In light truck segment, manufacturing light truck with 8.5-ton weight capacity under license since 2013.



- The leading supplier of land defense systems.
- More than 30.000 vehicles are actively used both in **Turkey and also in over 30 allied and friendly countries** across continents by their armed forces and security forces.
- Products are manufactured on order basis depending on intended purposes, capacity and production levels.

PUBLIC TRANSPORT

POYRAZ



SULTAN NAVIGO



DORUK VECTIO



TERRITO



KENT



KENT ARTICULATED



LOGISTIC&CARGO TRANSPORTATION



WHEELED ARMoured



TRACKED ARMoured




TURRET SYSTEMS

- Open Cupola
- Open Anti-Tank Cupola
- Keskin - RCWS
- Ucok / Basok
- Bozok
- Mızrak UKKS

1 OUT OF EVERY 3 BUSES SOLD
IN TURKEY IN 2019 IS OTOKAR

In the total of segments in which it operates



1 out of every 3 buses sold in Turkey in 2019 is Otokar

The total of the segments in which it operates as a market leader, **was the best-selling brand in Turkey.**

Otokar accelerated its export activities, **increased its exports by 78%.**

It increased the number of Otokar buses used in passenger transportation only in France **to over 2,200.**



Otokar has participated in Smart Cities and Municipalities Congress organized by Union of Municipalities of Turkey in Ankara in January and introduced a 12-meters full-electric urban bus Urban Electra.



Otokar signed an agreement to manufacture the products of global bus manufacturer IVECO BUS at Otokar's factory in Sakarya.



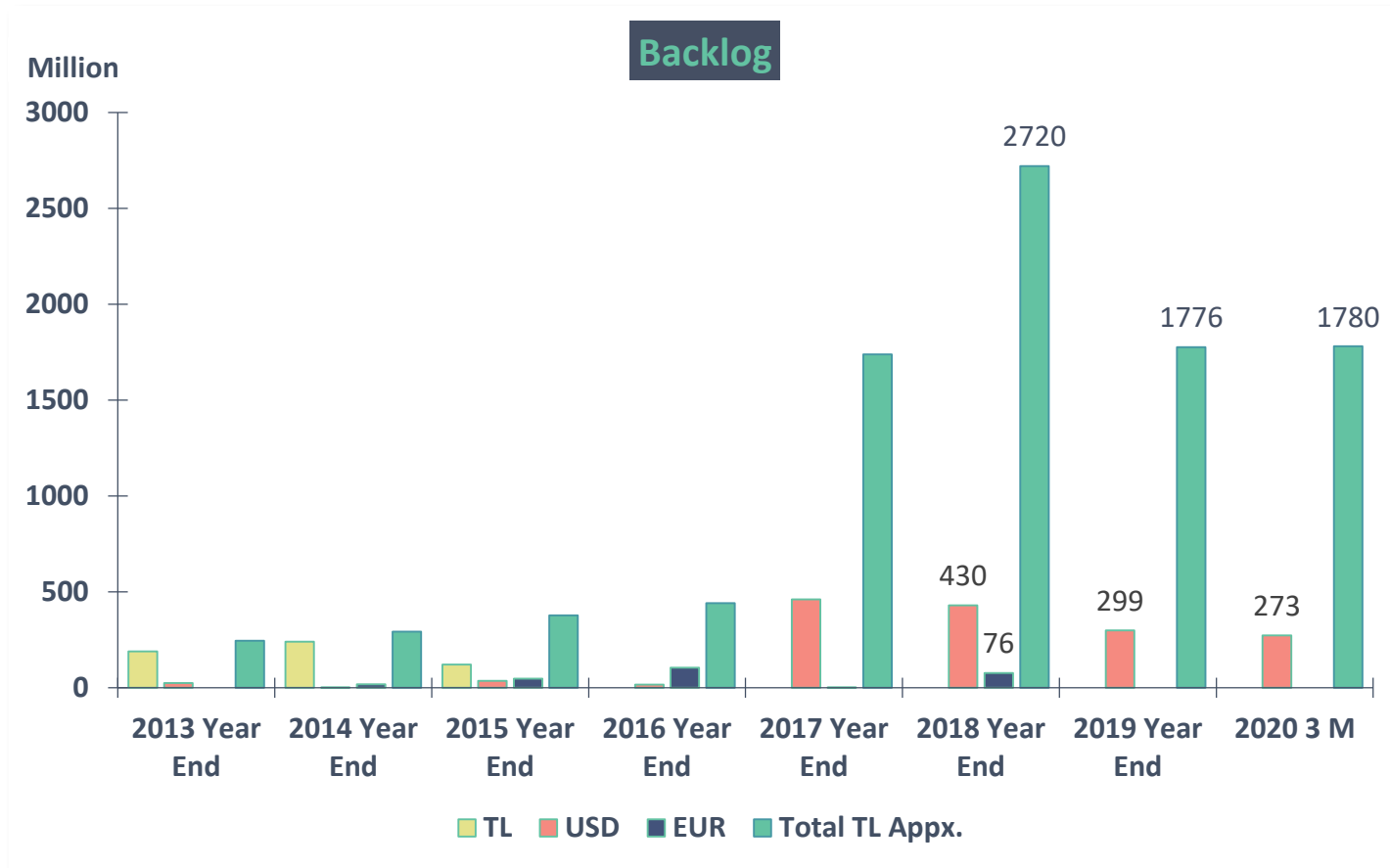
Atlas truck has been renewed from design to features in line with customer needs and expectations. The promotion meeting of Atlas was held in Otokar's factory in Sakarya with the participation of press members and Otokar dealers.



Otokar participated Busworld Turkey 2020. Otokar, the industry pioneer in electric and alternative fuel vehicles, showcased 5 buses and also exhibited its new 12-meter electric bus Kent Electra.



Between March 25 and April 20, Otokar interrupted production at its factory in Sakarya as part of measures taken to reduce the effects of the COVID-19.



- The above backlog amounts and deliveries will be held directly by Otokar Otomotiv ve Savunma Sanayi A.Ş., is related to important projects.
- Backlog consists of the 8x8 armored vehicles order.
- Balance orders amount to US \$ 273 million.



Leader

The most preferred brand in the 25 or more people capacity passenger bus for the last 11 years in Turkey.



Strong export performance and a global company

In addition to its strong export performance, Otokar strengthened its global presence with its fourth subsidiary in Kazakhstan. Export revenue increased by 40% on annual average in the last 10 years.



R&D capabilities and flexible production capability

New product development and speed of delivery to market. Ability to develop products according to market needs.



Products that are intellectual property rights Otokar

The share of Otokar design vehicle sales in turnover is 98%. The number of patents and industrial designs has reached to 296.



Sustainable growth and profitability

Total turnover increased by 14% in the last 15 years, Net profit increased by 27% in the last 15 years, with the annual compound growth rate.



Consistent dividend distribution

Regular dividend distribution within the framework of profit distribution policy.



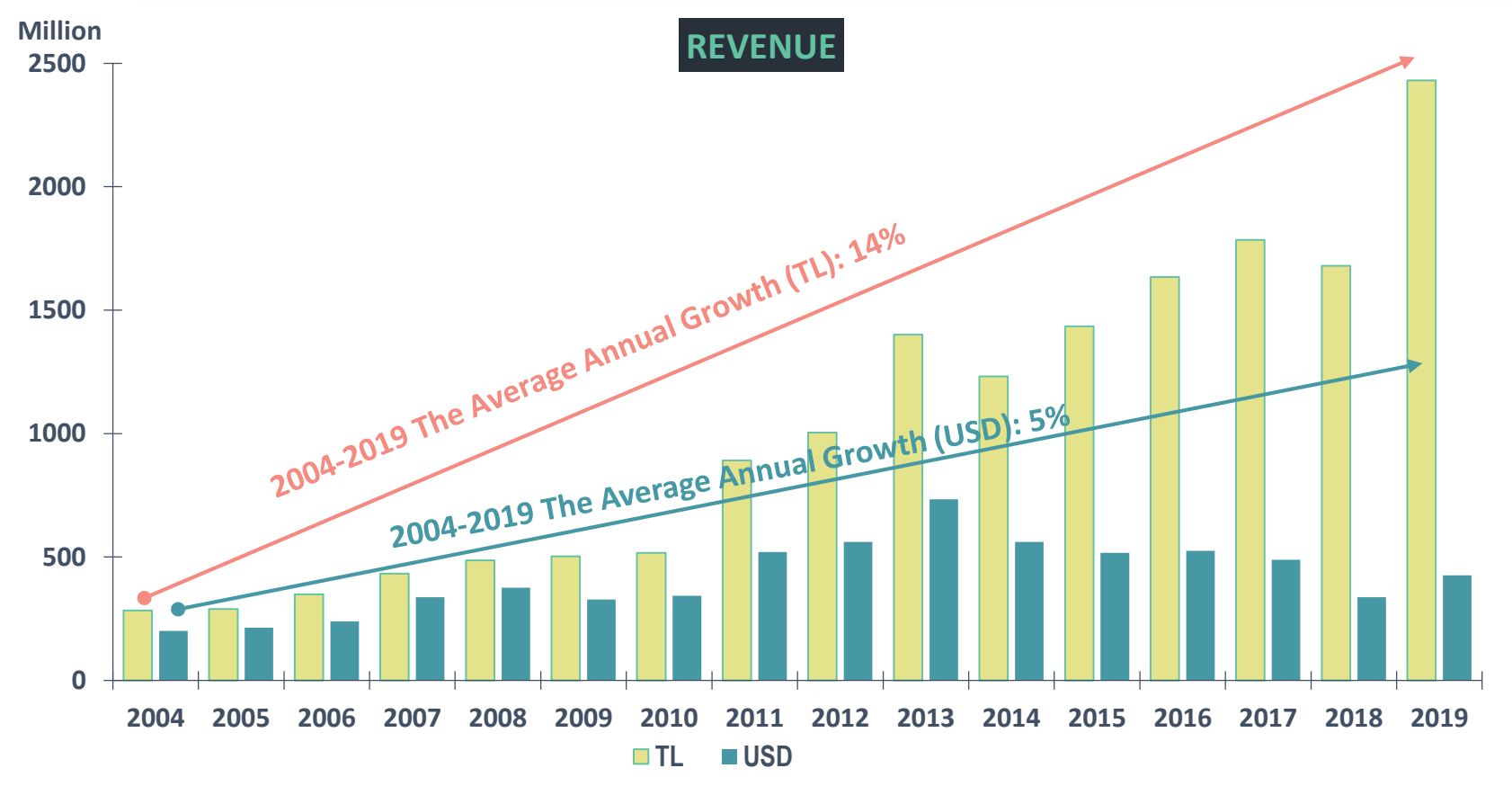
Significant compliance to corporate governance principles

Increased Corporate Governance Rating to 94.02 (9.4 out of 10) as a sign that it has achieved significant compliance with corporate governance principles

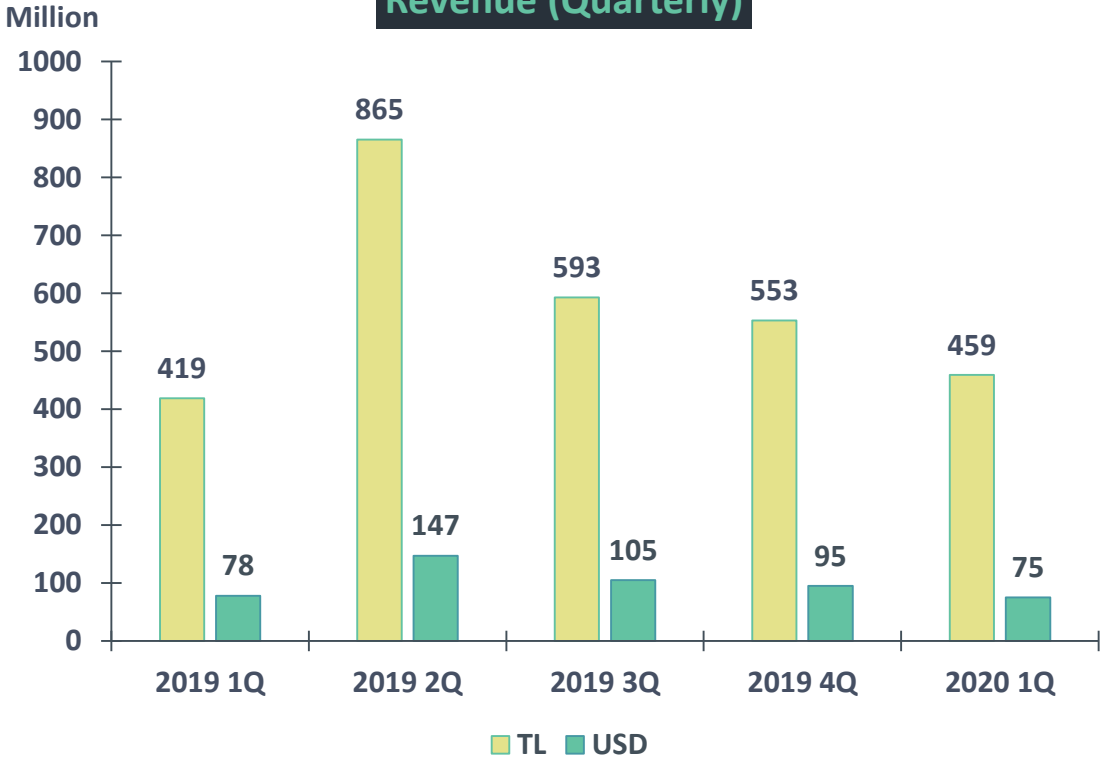
Balance Sheet (000 TL)		31.03.2020	
Current Assets	2.494.329	S.T. Liabilities	1.374.621
Fixed Assets	791.407	L.T. Liabilities	1.451.943
		Shareholders Equity	459.171
Total Assets	3.285.736	Total Liabilities	3.285.735

Income St. (000 TL)	2020 3M	2019 3M	Change (%)
Net Sales	458.789	419.070	9%
Gross Profit	150.485	103.611	45%
Operating Profit	25.001	21.184	18%
Profit Before Tax	17.506	(18.287)	196%
Net Profit	22.307	(10.952)	304%

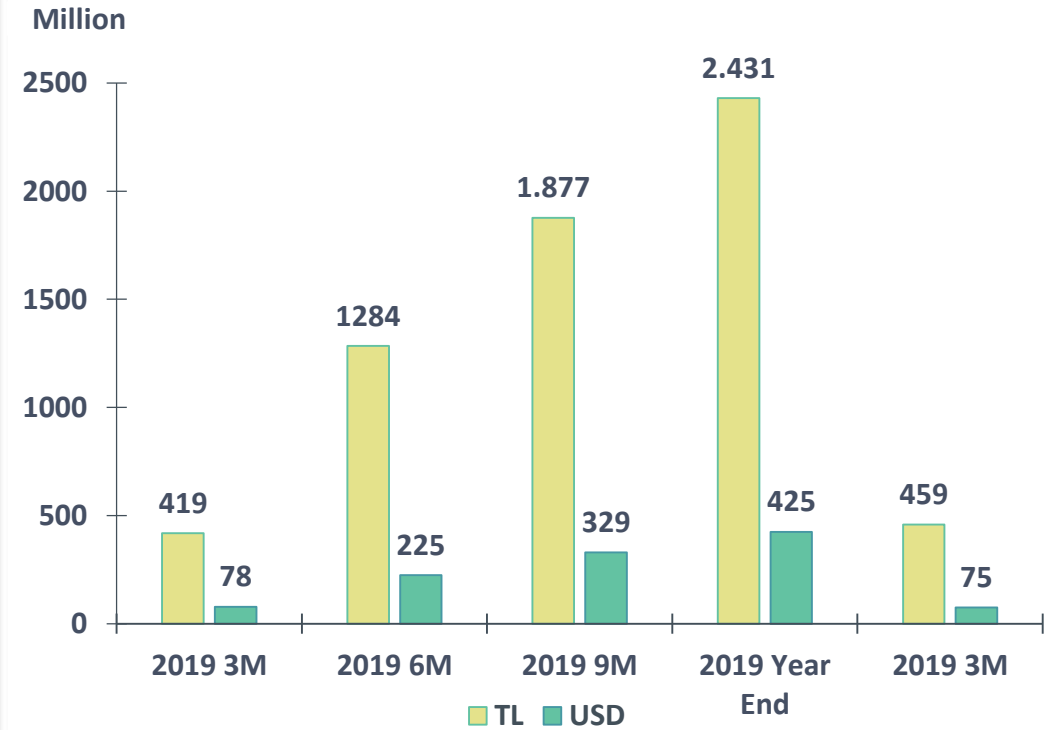
- 9% increase in total turnover compared to last year's same period.

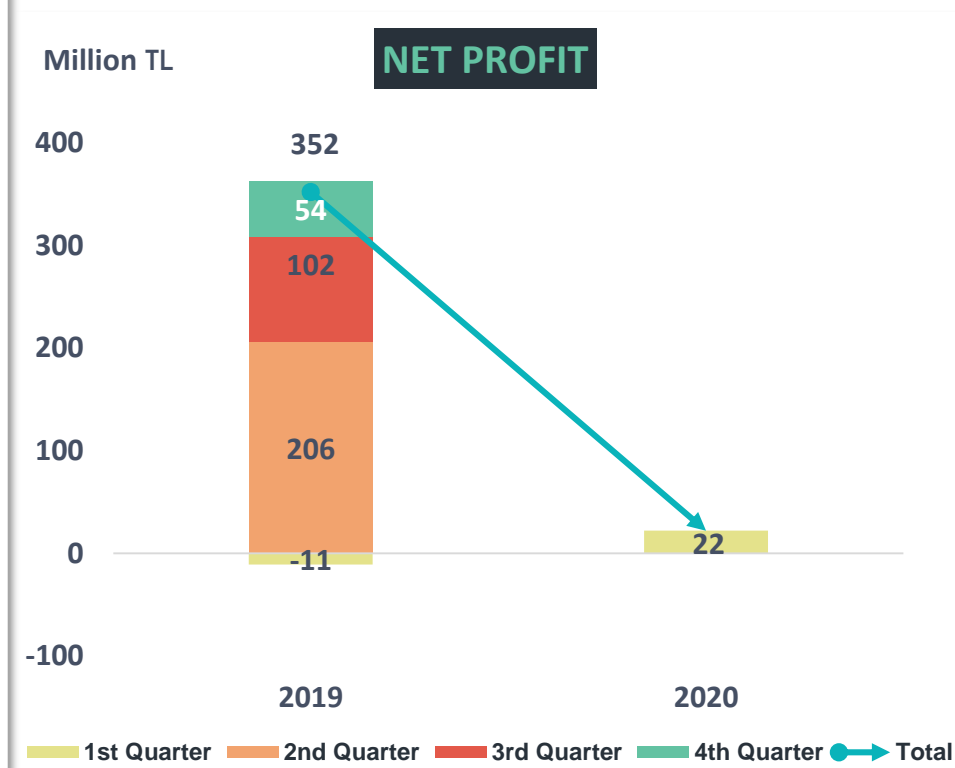
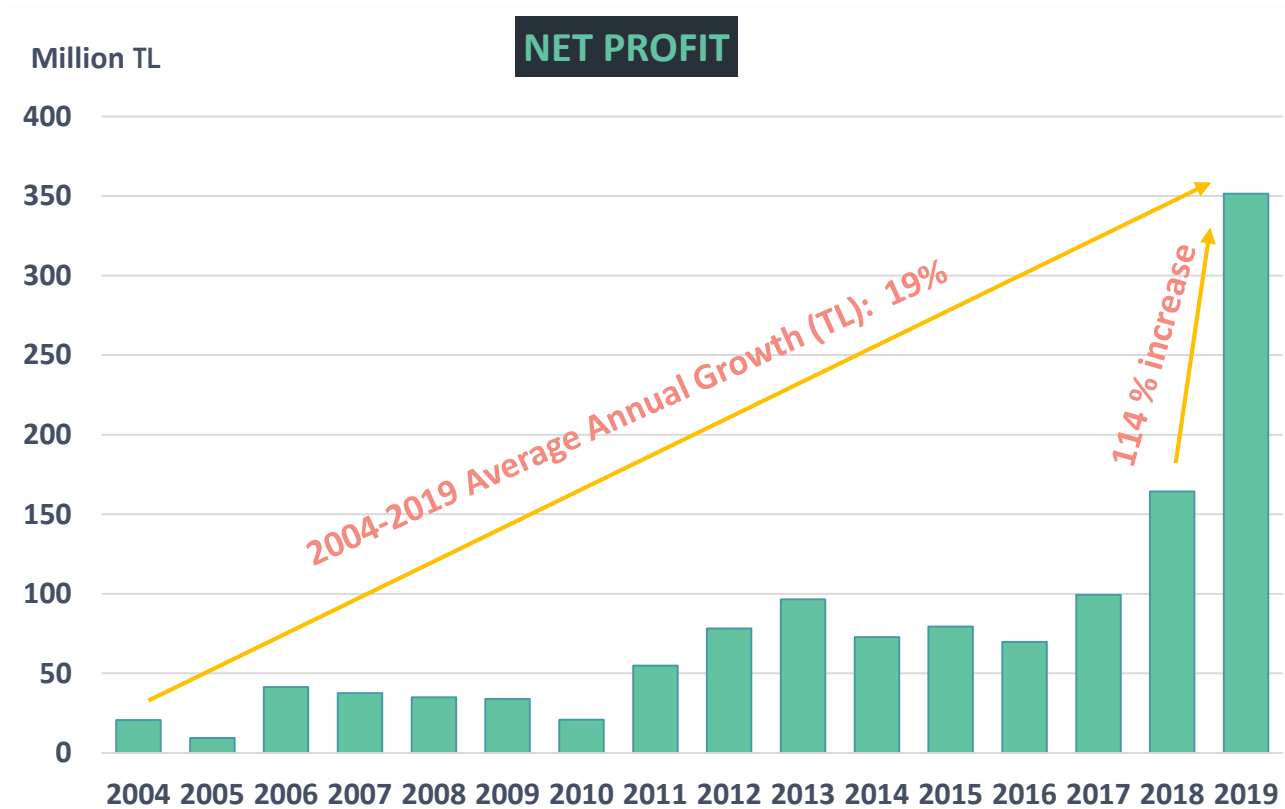


Revenue (Quarterly)

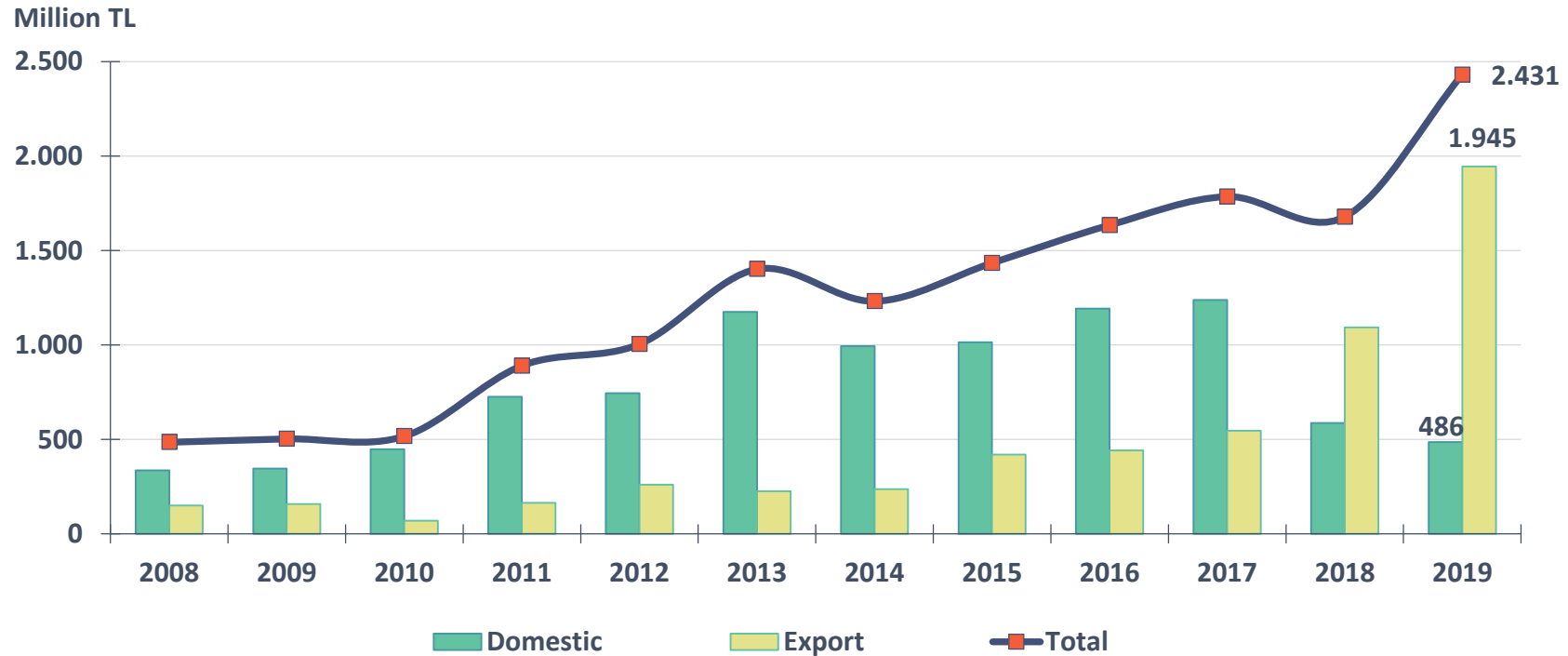


Revenue (Cumulative)



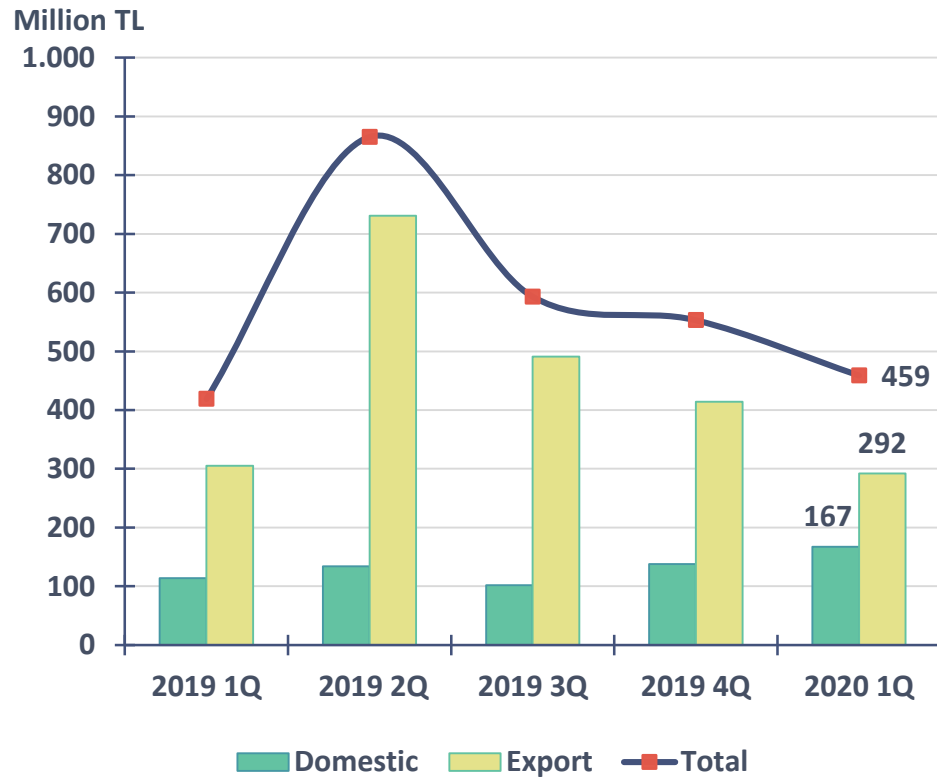


SALES

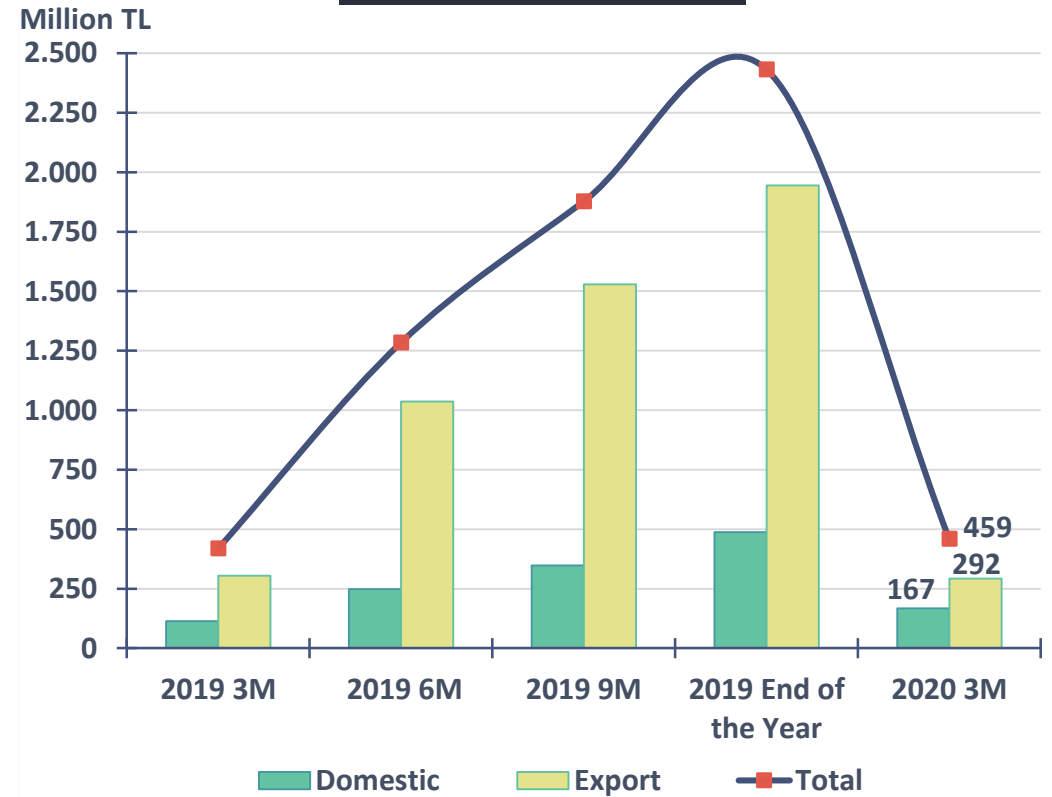


- Export revenues amounted to 1.945 million TL, **increased 78%** compared to last year's exports.

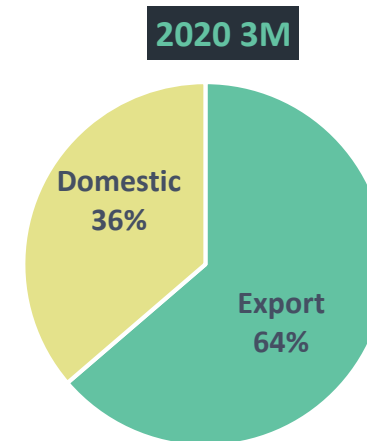
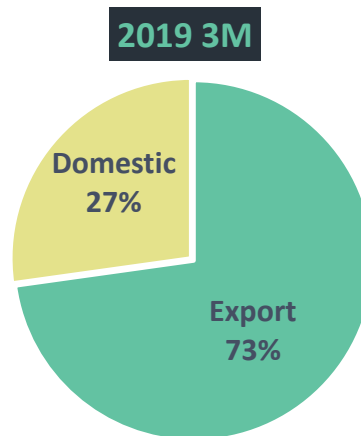
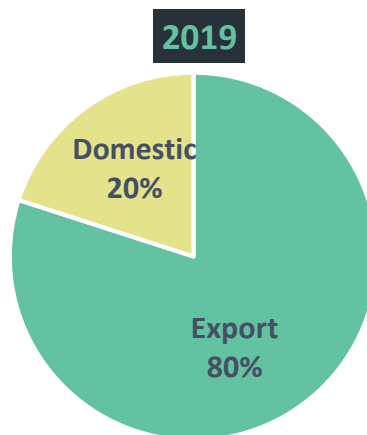
Revenue (Quarterly)



Revenue (Cumulative)

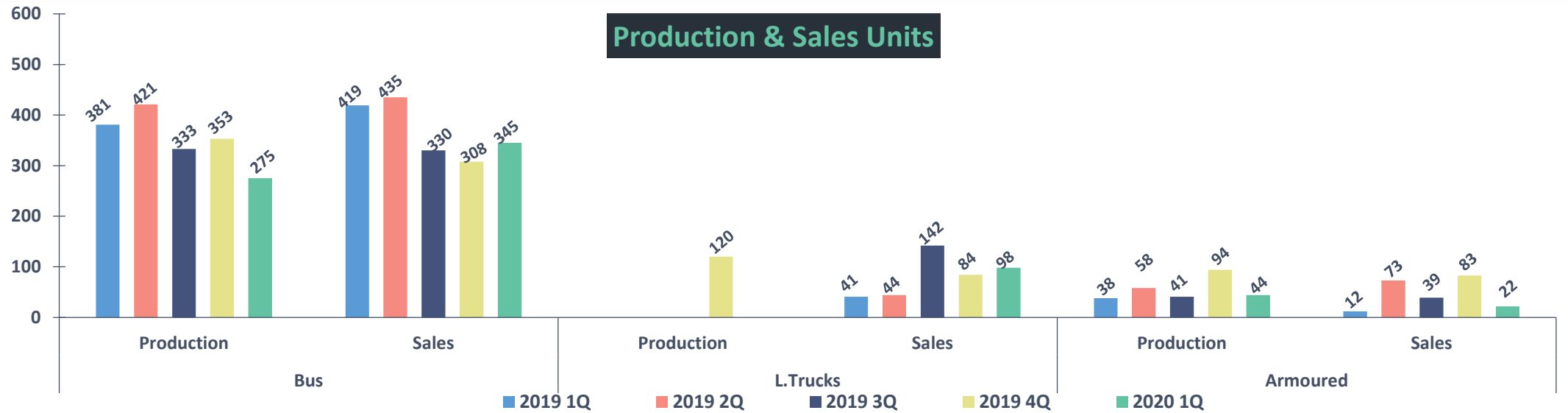


Sales (000 TL)	2020 3M	2019 3M	Change (%)	
Domestic	166.533	114.031	46%	▲
Export	292.256	305.038	(4)%	▼
Total	458.789	419.069	9%	▲

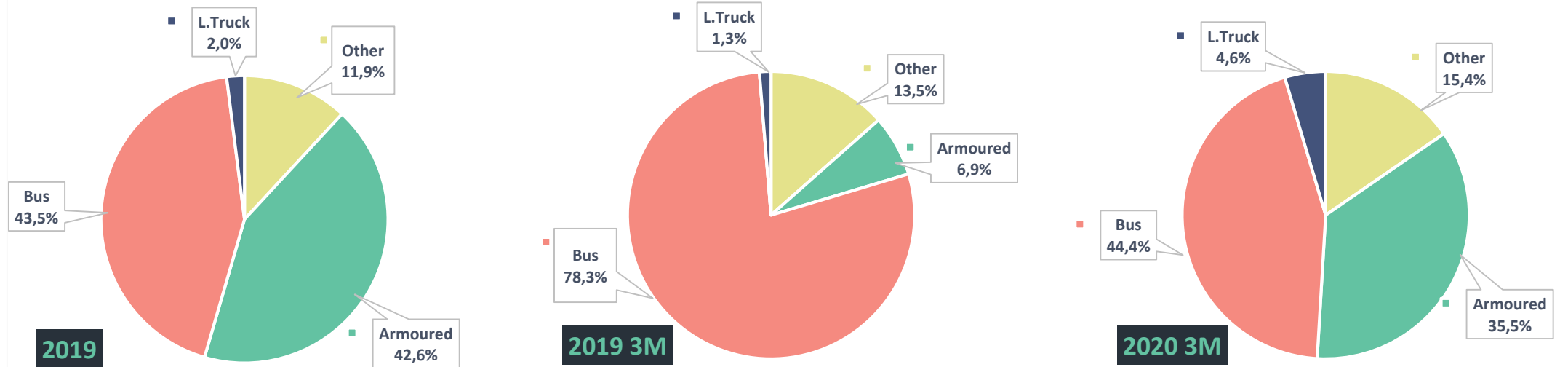


- Otokar domestic sales 46% higher than last year's same period, export sales 4% lower than last year's same period.
- The share of exports in turnover is **64%** in the first quarter of 2020.

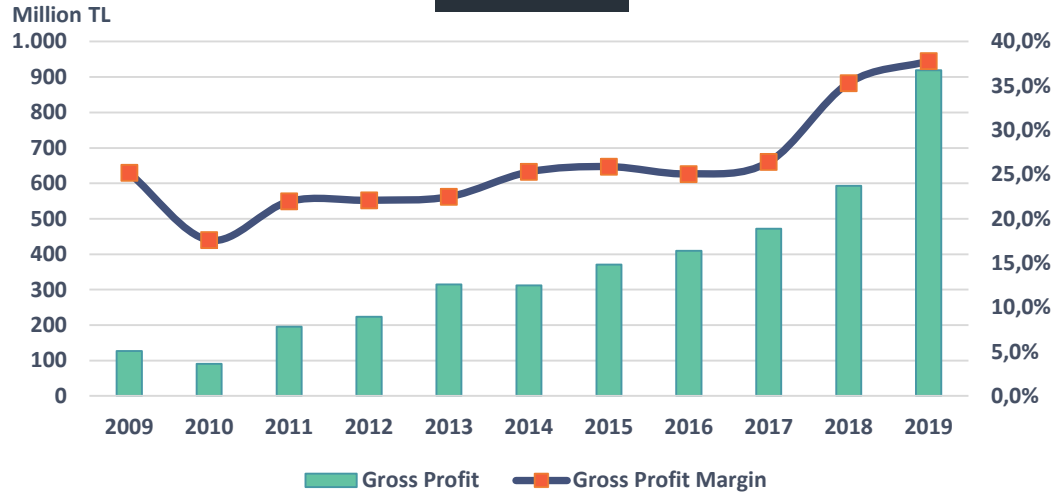
Production & Sales Units



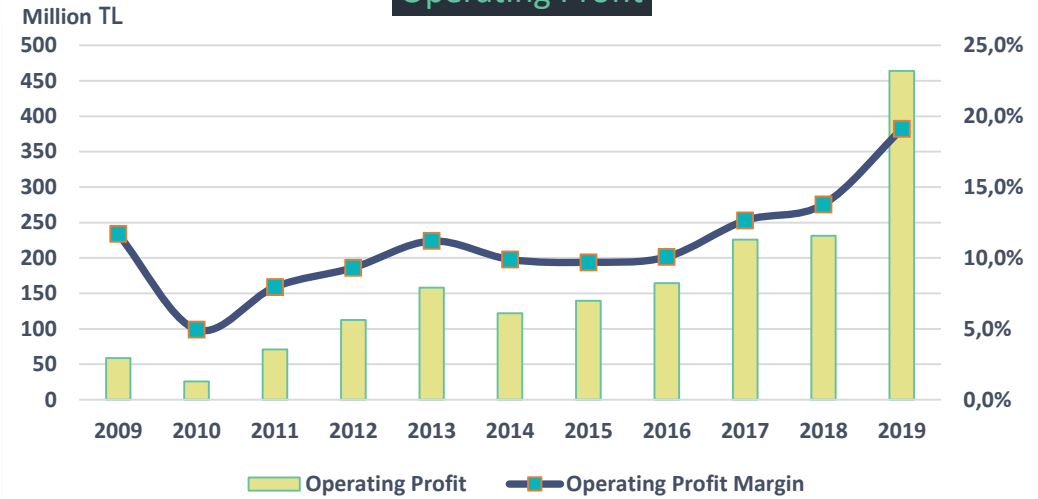
Revenue Distribution



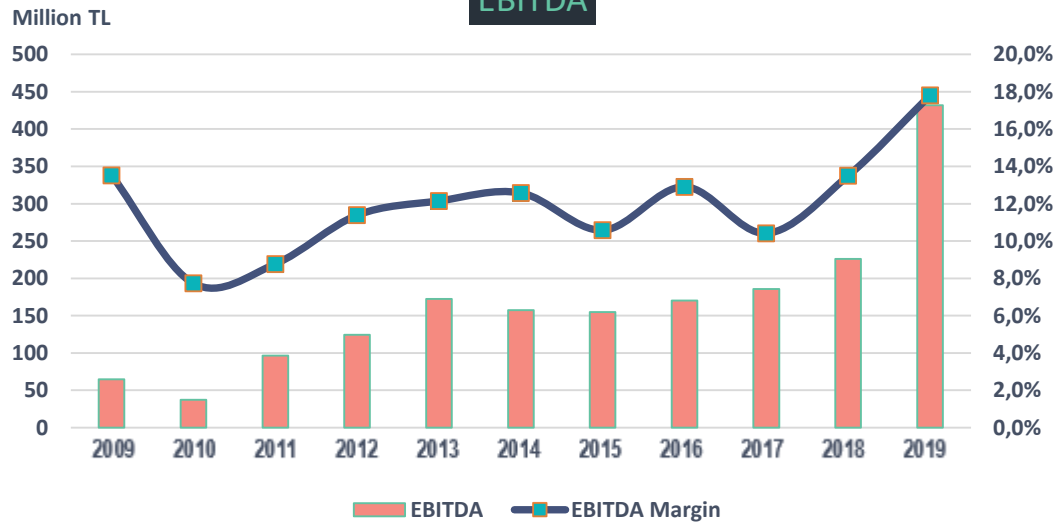
Gross Profit



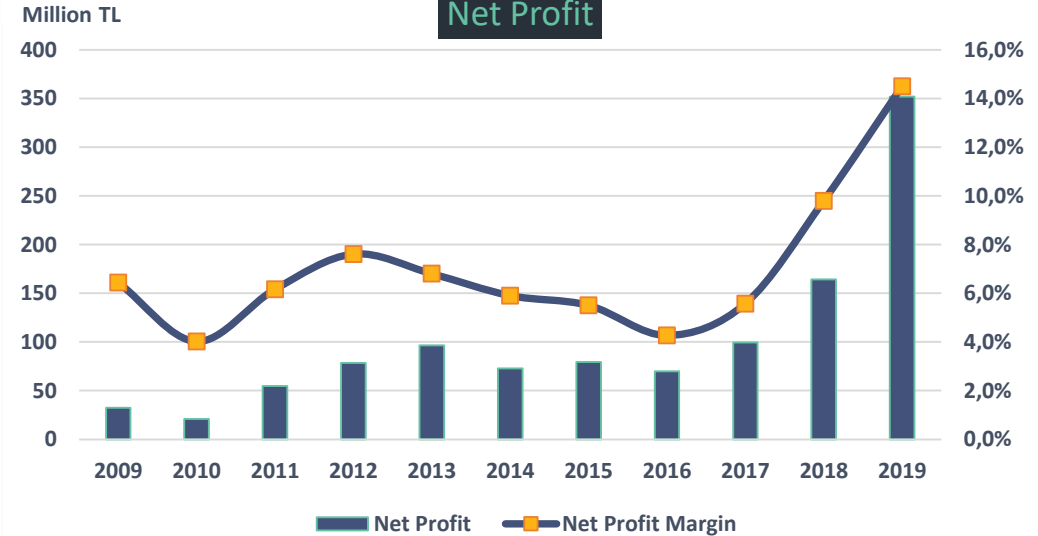
Operating Profit



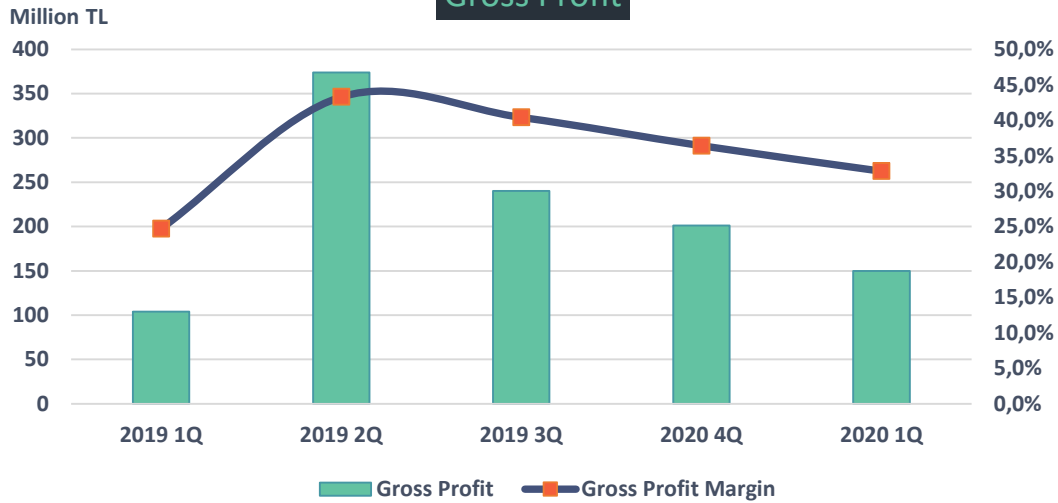
EBITDA



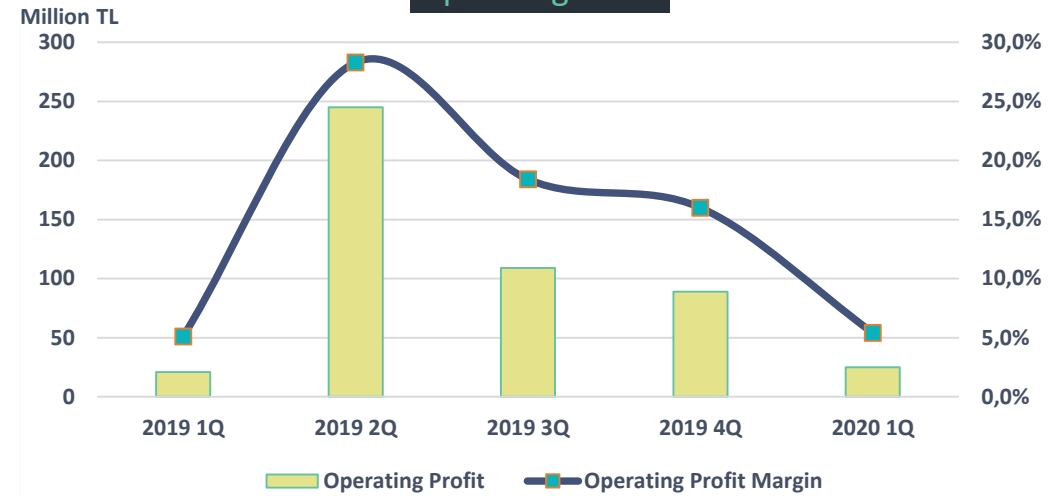
Net Profit



Gross Profit



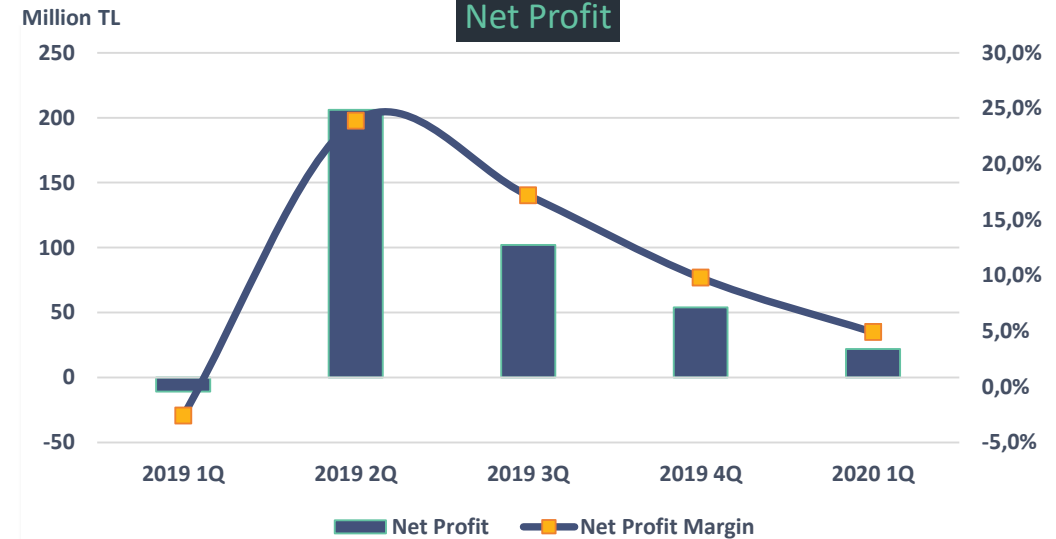
Operating Profit



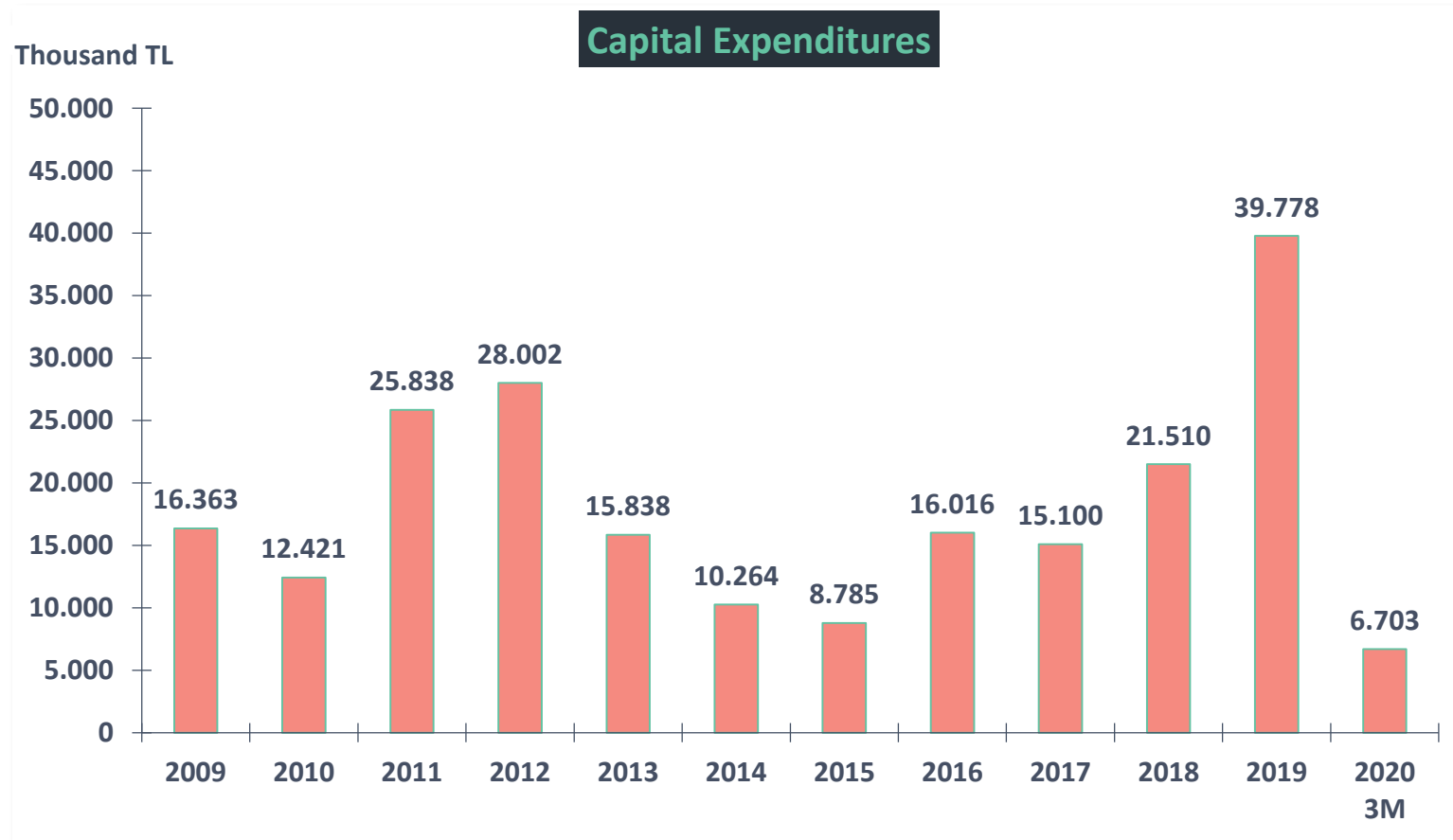
EBITDA

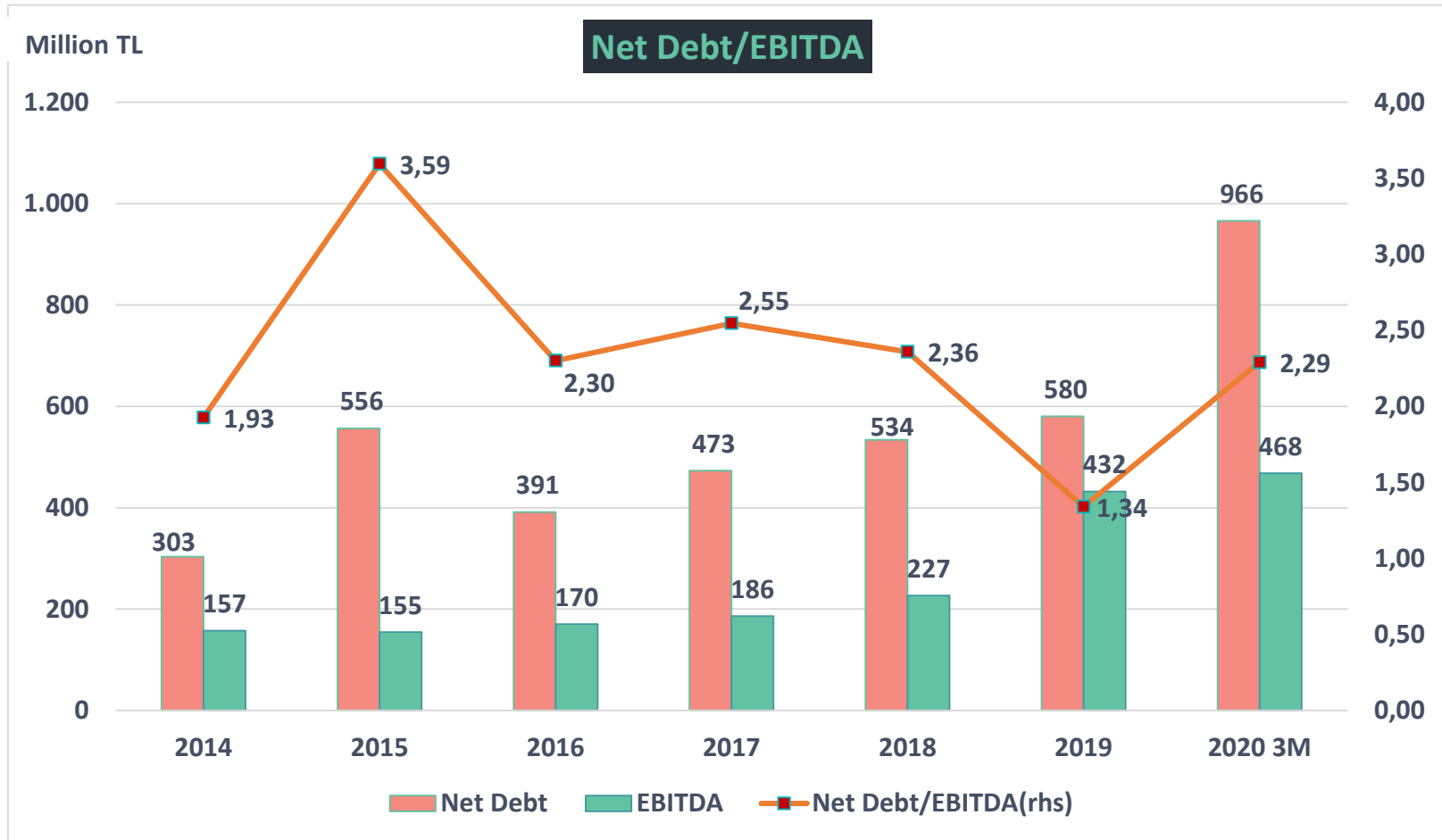


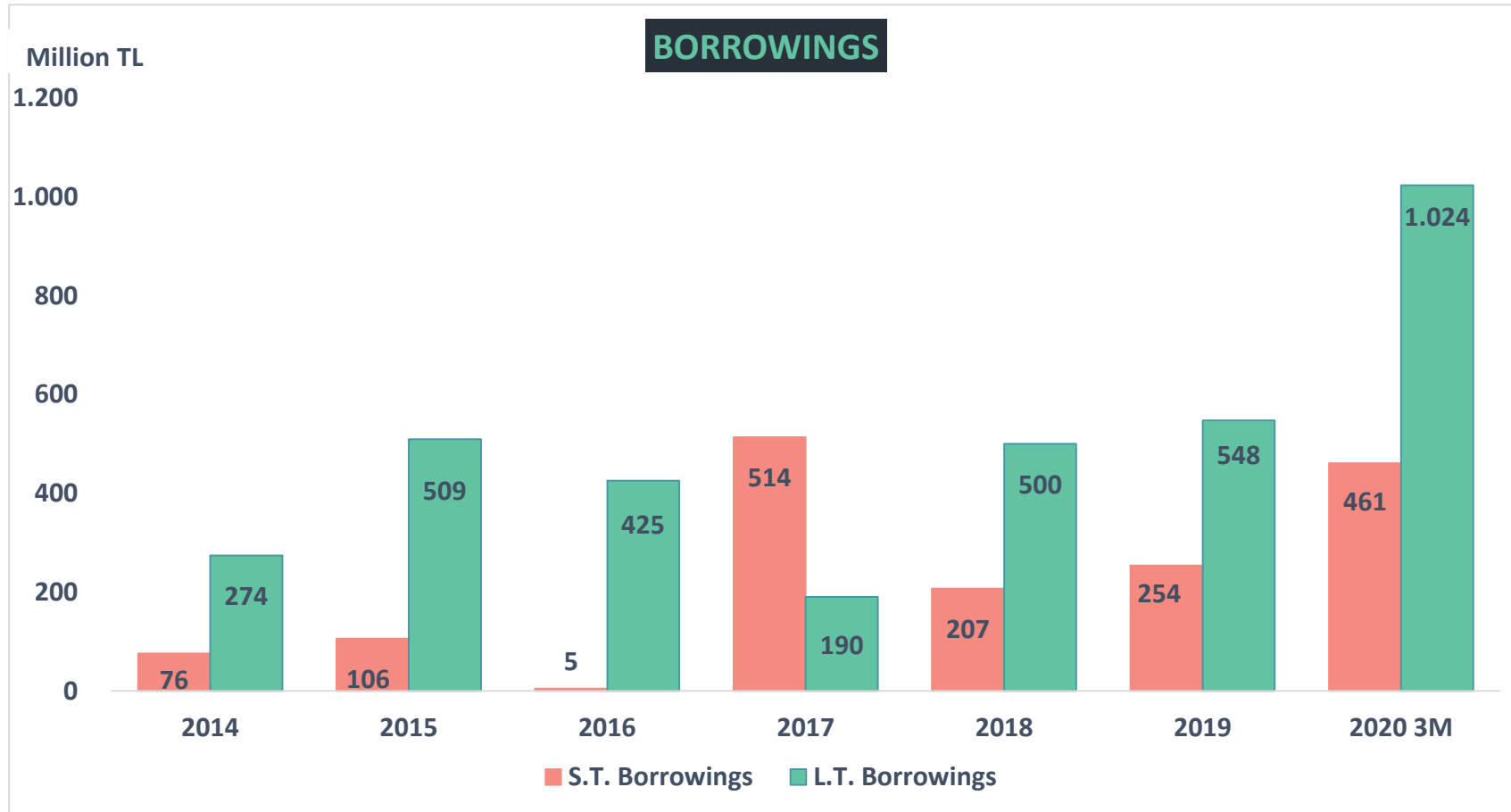
Net Profit



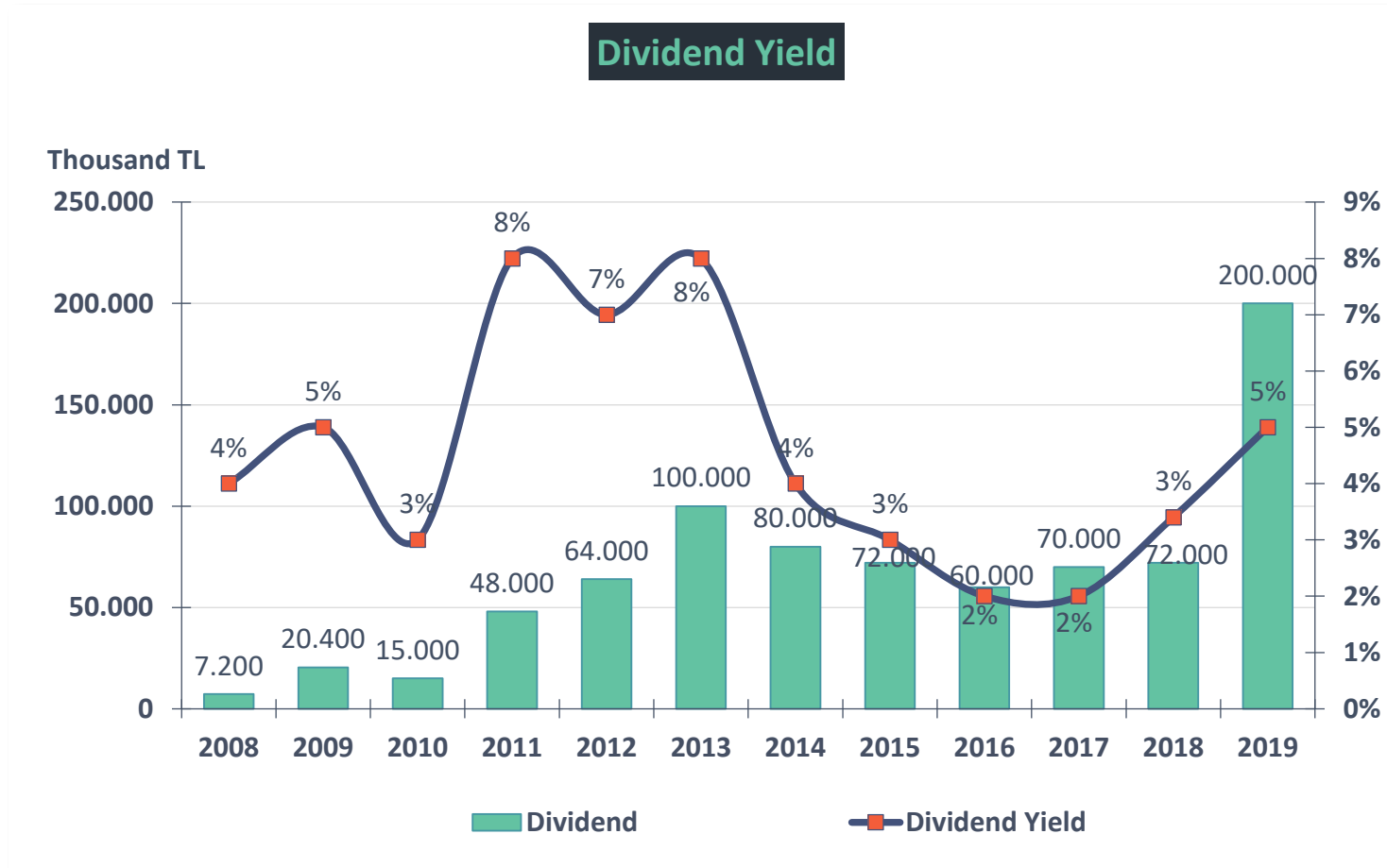
Ratios	2014	2015	2016	2017	2018	2019	2019 1Q	2020 1Q
ROE	29,8%	32,4%	28,7%	35,1%	42,2%	55,1%	(3,7)%	4,9%
EBITDA Margin	12,8%	10,8%	10,4%	10,4%	13,5%	17,8%	2,4%	10,0%
Net Margin	5,9%	5,5%	4,3%	5,6%	9,8%	14,5%	(2,6)%	4,9%
Net Debt/Equity	1,2	2,3	1,6	1,7	1,4	0,9	2,7	2,1
Net Debt/EBITDA	1,9	3,6	2,3	2,5	2,4	1,3	3,4	5,3
ST. Borrowing/T.Borrowings	0,52	0,49	0,60	0,53	0,38	0,39	0,53	0,42
Equity/Total Assets	0,20	0,15	0,14	0,14	0,17	0,24	0,11	0,14
Current Ratio	1,5	1,3	1,4	1,5	2,1	1,9	1,5	1,81





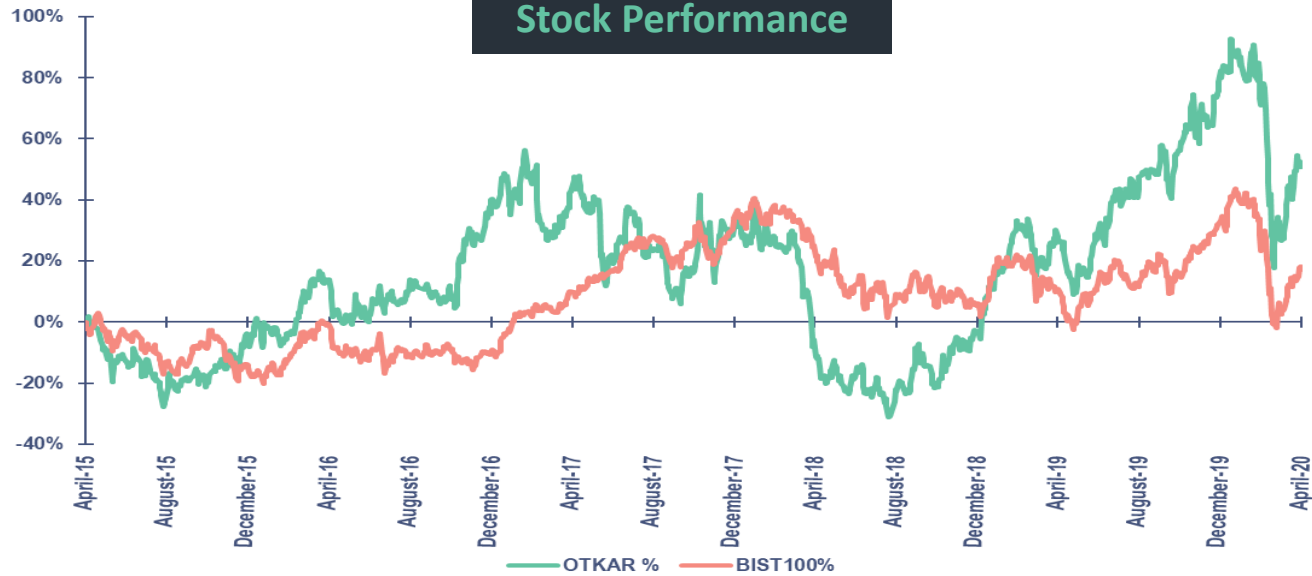


- Exchange rate risk and liquidity are monitored actively and the maturity of the borrowings and the currency type is determined by taking into consideration of the foreign currency position and liquidity risk.
- In the last 5 year period, borrowings are mainly realized in long term, in terms of foreign currency and TL.



- Consistent dividend distribution is an indication of the importance given to creating shareholder value.

Stock Performance




Market Capitalization





Otokar R&D Centre houses a Climatic Test Chamber with Dynamometre, the one and only of its kind in Turkey, and among the top few in Europe, and Turkey's highest capacity hydraulic road simulator as well as Turkey's largest and the world's best state-of-the-art Electromagnetic Compatibility Test Centre.





According to "R & D 250, companies that engaged in R & D expenditures in Turkey" survey prepared by Turkishtime magazine in 2018, Otokar ranked 7th among the companies that conduct R&D research.

Total of **433** R&D center employee



Otokar was awarded with "Intelligent Spare Part Optimization" project in the "Analytical and Big Data" category in the Artificial Intelligence, Analytical and RPA Technologies competition, and with its "OTOperasyon" project in the "Mobility in Production" category in the Smart Manufacturing competition organized by IDC.

Total R & D spending over the last 10 years **1.1 billion TL**



Otokar added electric bus e-Kent C and Turkey's first electric-powered armored combat vehicle Akrep IIe to its product range, which both were developed by its own R&D.

10 year R & D expenditures in turnover **8%**

DORUK HIBRA

Turkey's first hybrid bus



DORUK DG

Turkey's first natural gas powered mid-sized bus



KENT DG

12 m CNG bus



DORUK ELECTRA

Turkey's first electric bus



AKREP IIe

Turkey's first electric armoured



E-Kent C

12 m electric bus





Otokar listed in the BIST Sustainability Index for the **fifth** consecutive term

Otokar considers its sustainability strategy, protecting domestic capital structure and the goal of profitability, its sensitivity to the environment, human and society, its focus on universal human rights and business ethics principles, operational excellence and customer satisfaction, and the development of high-tech, value-added products.

Otokar is strictly bound to the 10 principles of the **UN Global Compact** signed by Koç Holding.

Otokar is also signatory of the **Women's Empowerment Principles (WEPs)**, a joint initiative of the United Nations Women's Unit (UN Women) and the United Nations Global Compact (UN Global Compact).

Otokar **accepts 17 Global Goals for Sustainable Development** as defined by the United Nations General Assembly and carries out its activities accordingly.



57th Ordinary General Assembly of Otokar Otomotiv ve Savunma Sanayi A.Ş. held on 16.03.2020



Rating of Adaptation to Corporate Governance Principles	Weight	Rating
Shareholders	25%	95,43
Public Disclosure & Treansperancy	25%	95,84
Stakeholders	15%	97,13
Board of Directors	35%	92,23
Total	100%	94,67

Otokar, as publicly disclosed with the material disclosure dated 23.03.2020, stated that SAHA Corporate Governance and Rating Services A.Ş. (SAHA) **increased its Corporate Governance Rating to 94.67 (9.47 out of 10)**



Otokar Investor Relations Department

Address	E-Mail	Phone
Atatürk Cad. No:6 Arifiye 54580 Sakarya	otokarir@otokar.com.tr	0549 834 06 79

Authorized Person	Position	E-Mail	Phone	Internal
Doğan Seçkinler	Finance, Risk Management and Investor Relations Director	dseckinler@otokar.com.tr	0264 229 22 44	6300
H.Gülşah Mutlu	Investor Relations and Corporate Governance Section Manager	gmumlu@otokar.com.tr	0264 229 22 44	6320
Emre Altuğ	Investor Relations and Corporate Governance Responsible	ealtug@otokar.com.tr	0264 229 22 44	6322

Contact Us

[Investor Relations](#)[Corporate Information](#) ▼[Corporate Governance](#) ▼[General Meetings](#)[Financial Results](#) ▼[Investor Presentations](#) ▼[Disclosures/ Announcements](#) ▼